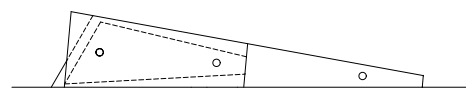
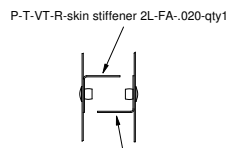
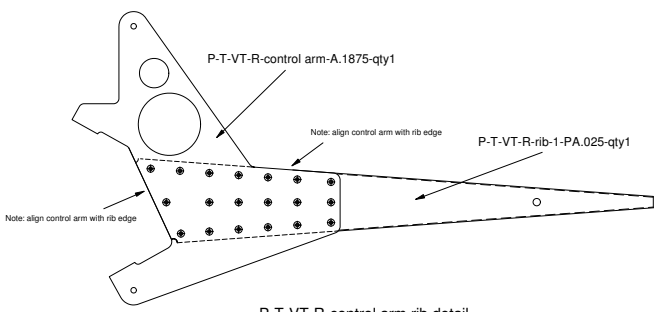


P-T-VT-R-rudder hinge half-qty1

Note: make from thin ply wood or scrap sheet metal  
 Note: see assembly manual for more info



P-T-VT-R-rudder hinge alignment detail (scale=1/2 top view)



Note: see builder manual for general assembly order, and fixture block use details  
 Note: use a drill stop, light pressure, and caution when drilling hinges and ribs so the adjacent side of skin isnt damaged as drill "break through"  
 Note: (rivet symbol) = rivet see manual for rivet details

**NOT TO SCALE - DO NOT PRINT - DEMO ONLY**

<b>PANTHER</b> SPORT AIRCRAFT	
P-T-VT-R-rudder detail	(K/P)
Scale=1/3 / noted	units = inches
Sport Performance Aviation LLC	
Daniel E Weseman	8/31/13 rev 0